

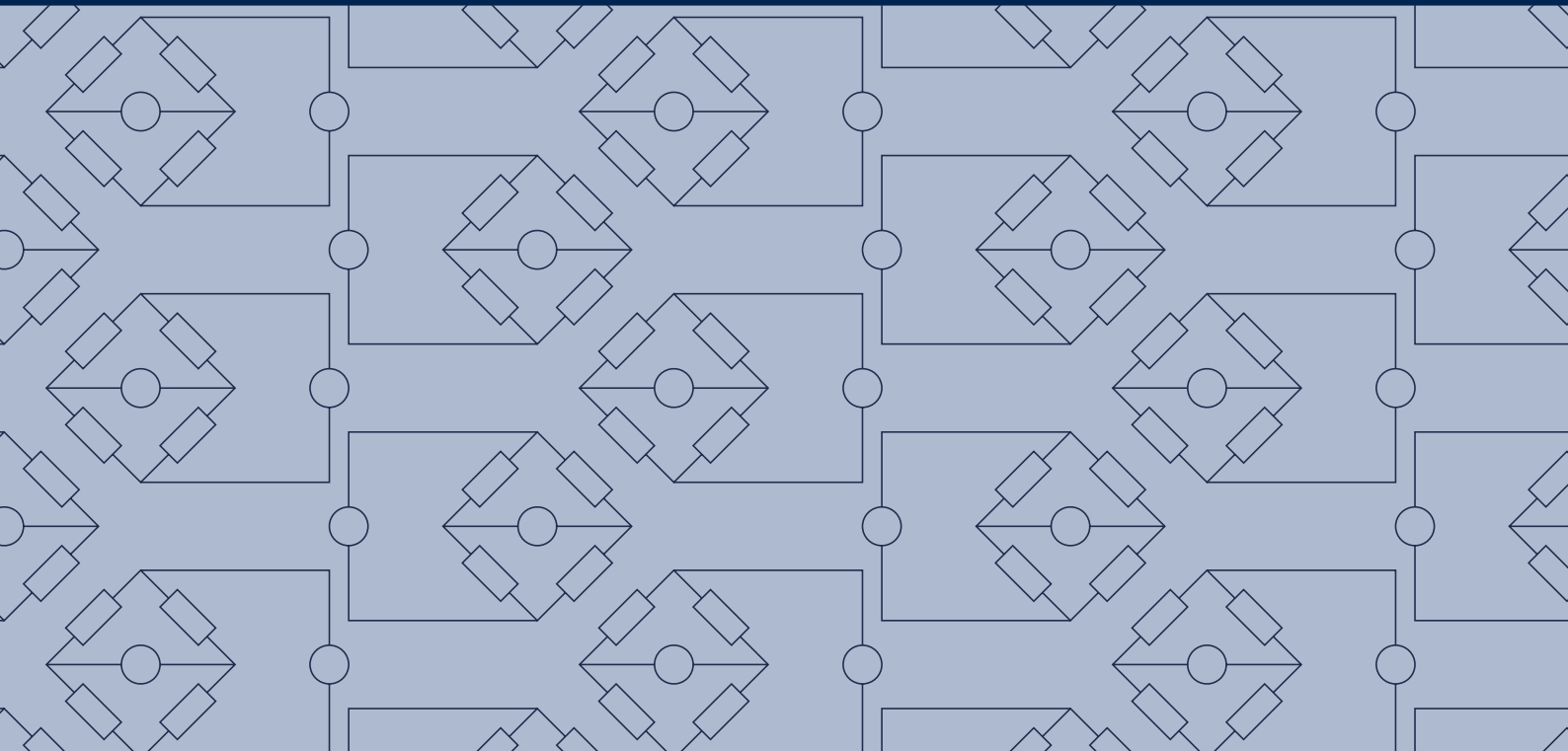
First Sensor 

is now part of



Selection of the right pressure sensor

White paper



Selection of the right pressure sensor

1. Introduction

To select the right pressure sensor for a specific application besides the pressure range first of all the type of pressure measurement has to be considered. Pressure sensors measure a certain pressure in comparison to a reference

pressure and can be divided into absolute, gage and differential devices (Fig. 1). This report will explain these terms on the basis of First Sensors piezoresistive pressure sensors.

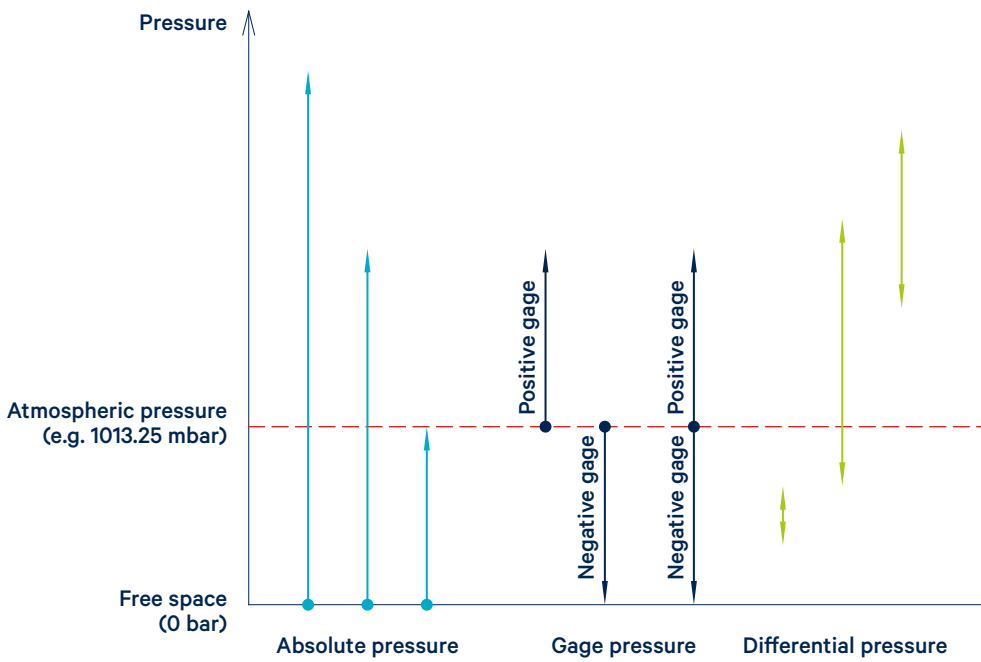


Fig. 1: Comparison of absolute, gage and differential pressure

Selection of the right pressure sensor

2. Absolute pressure

Absolute pressure is referred to the vacuum of free space (zero pressure). In practice absolute piezoresistive pressure sensors measure the pressure relative to a high vacuum reference sealed behind its sensing diaphragm (Fig. 2). The vacuum has to be negligible compared to the pressure to be measured.

First Sensors absolute pressure sensors offer ranges from 1 bar or even 700 mbar as well as barometric pressure ranges.

Examples

- Absolute pressure sensors are used to measure atmospheric pressure in barometers or altimeters. For these applications special barometric pressure ranges are offered, e.g. from 600...1100 mbar or 800...1100 mbar.

Products: HCA-Baro, HDI

- Further, absolute pressure sensors ensure that a fixed vacuum pressure is applied in vacuum packaging machines to seal and preserve food independent of the local daily air pressure.

Products: HMU, HCE, SSI

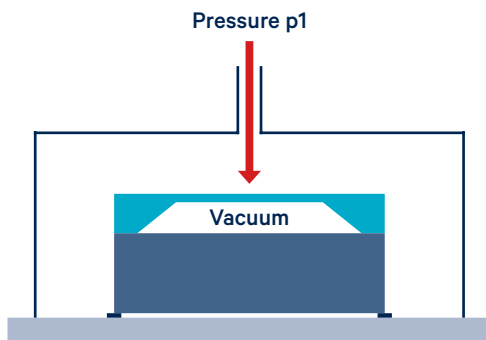


Fig. 2: Principle of an absolute pressure sensor (piezoresistive technology)

Selection of the right pressure sensor

3. Gage pressure

Gage pressure is measured relative to the ambient atmospheric pressure. The average atmospheric pressure at sea level is 1013.25 mbar. Changes of the atmospheric pressure due to weather conditions or altitude directly influence the output of a gage pressure sensor. A gage pressure higher than ambient pressure is referred to as positive pressure. If the measured pressure is below atmospheric pressure it is called negative or vacuum gage pressure. In general a vacuum is a volume of space that is essentially empty of matter. According to its quality vacuum is divided into different ranges such as e.g. low, high and ultra high vacuum.

Gage pressure sensors only offer one pressure port. The ambient air pressure is directed through a vent hole or a vent tube to the back side of the sensing element and thus compensated (Fig. 3).

Examples

- A typical example of a gage pressure measurement is the control of tyre pressure. Here, the correct positive pressure above ambient pressure determines optimum tyre performance..

Products: HCE, SSI, HMA, HMI, HTD

- During hydrostatic liquid level measurement in vented tanks or open containers barometric pressure changes have to be compensated to avoid false level indications. Both submersible level probes with a vent tube as well as externally mounted threaded pressure transmitters with a vent hole can be employed.

Products: CTE9000, KTE8000CS

- In medical technology suction devices apply negative gage pressure (vacuum) to remove secretion or mucus in wound therapy, surgery or emergency applications.

Products: HCE, HDI, HMA, HTD

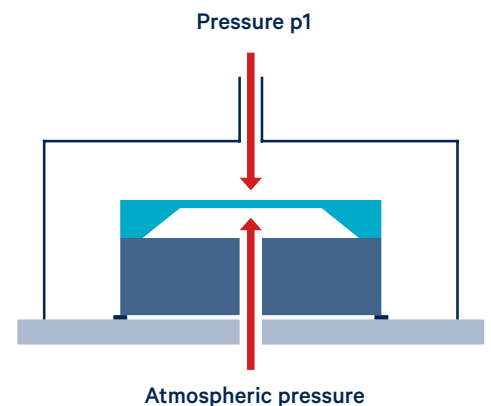


Fig. 3: Principle of a gage pressure sensor (piezoresistive technology)

Selection of the right pressure sensor

4. Differential pressure

Differential pressure is the difference between any two process pressures p_1 and p_2 . Therefore, differential pressure sensors must offer two separate pressure ports with tube or threaded connections (Fig. 4). First Sensors amplified pressure sensors are able to measure positive and negative pressure differences, i.e. $p_1 > p_2$ and $p_1 < p_2$. These sensors are called bidirectional differential pressure sensors with ranges of e.g. $-1 \dots +1$ bar or $-2.5 \dots +2.5$ mbar. In contrast, unidirectional differential pressure sensors only operate in the positive range ($p_1 > p_2$) e.g. from $0 \dots 1$ bar or $0 \dots 2.5$ mbar and the higher pressure has to be applied to the pressure port defined as "high pressure".

Examples

– Differential pressure sensors are used e.g. in medical devices to determine respiratory flow or in HVAC applications to control air flow. An internal restriction to the flow channel such as a laminar flow element or an orifice plate generates a minimal pressure drop to the gas flow which is a measure of the volumetric flow rate. Differential pressure sensors measure this pressure drop across the element.

Products: HCL, HCLA, HTD, LDE/LME/LMI

– The same principle is used in filter monitoring. When the filter starts to clog the flow resistance and therefore the pressure drop across the filter will increase. Differential pressure sensors control this pressure drop and trigger an alarm if critical values are reached.

Products: BTE5000, HTD, LDE/LME/LMI

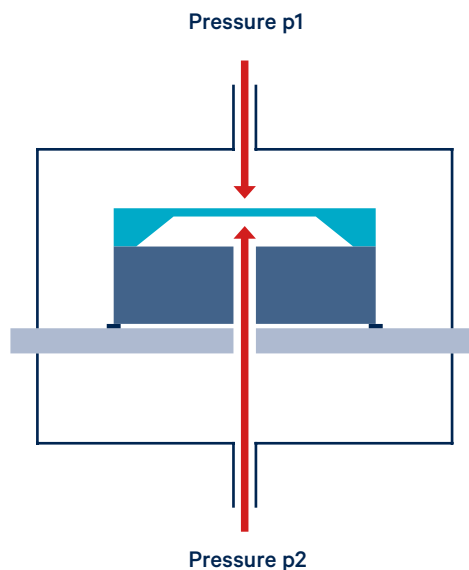


Fig. 4: Principle of a differential pressure sensor (piezoresistive technology)